

What's New in Version 3.09

This guide describes the new features in EstiMac and EstiPC version 3.09.

To check which version you're currently using...

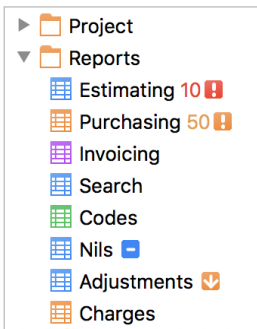
- EstiMac : click menu EstiMac / About EstiMac
- EstiPC : click menu Help / About

If you're using an older version, you can update free of charge from...

- EstiMac : www.estimac.com/download
- EstiPC : www.estipc.com/download

For more information about updating, see...

- [How To Install Or Update EstiMac](#)
- [How To Install Or Update EstiPC](#)



Brighter Appearance and Optimised Layout

EstiMac and EstiPC now look brighter, crisper and more colourful. Clearer and slightly larger screen fonts are used but the layout is optimised to make the best use of screen space.

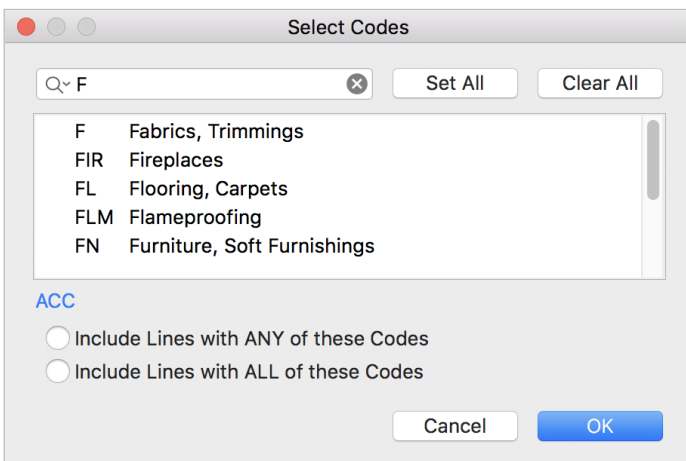
Colourful new icons are used in the Left Side Panel, Toolbars and throughout the software. Document Options beneath the Project Grids, Reports and Summaries are both enhanced and simplified.

Improved Searching and Sorting of Suppliers and Codes

Suppliers Data can be searched for Supplier IDs, Company Names, Addresses and Notes. Now you can also search the Suppliers Data for one or more Codes. So, for example, you can list just the Furniture suppliers. You can also sort the listing by the Supplier ID or Company Name, just by clicking on the column header.

Favourites Data, which was previously known as Lines Data, can be searched and sorted in a similar way.

Supplier ID	Company Name	Codes	Account Number	Address
ALTER	Alter London	ACC F FN		
ALT	Altfield	FN L WAL		



When selecting the Supplier in one of the Reports, Summaries or Purchase Orders, you can now quickly search by typing a few letters from the Supplier ID or Supplier Name. You no longer need to scroll down through the full list.

In the Project Grids and Reports you can now apply Codes in a similar way. Just start typing a few letters from the Code ID or Description and the list is filtered to allow you to quickly find and select what you're looking for.

Double-clicking the Codes column in a Project Grid now brings up this Select Codes box. You no longer need to scroll down through the Codes listing beneath the Project Grids.

Improved Reports with Selection Totals

Selection Totals are now shown when several Report lines are selected. This gives you a quick calculation of the Total Cost, Average Markup and Total Price for the selected lines.

Grid	Qty	Description For Client	Details For Office	Unit Cost	Total Cost	Markup	Unit Price	Total Price
→ Kitchen		Lighting						
→ Kitchen	2	Bronze Wall Lights	Riddle Wall Light - Brass & Black. Height: 350mm Width: 400mm Please supply 2 No. bulbs also Price £525.00 ex VAT	394.00	788.00	!	394.00	788.00
→ Kitchen	3	Concrete hanging lamps for above kitchen island	Bastille Concrete Pendant Extra Large. Shade diameter: 40cm	414.38	1,243.14	11.76%	463.12	1,389.36
→ Kitchen	6	Light Bulbs for hanging lamps	E27 60W max	12.00	72.00	10%	13.20	79.20
→ Kitchen	1	Delivery		20.00	20.00	-	20.00	20.00
Selection Totals				2 Lines 1 Grid	1,263.14	146.22 12%		1,409.36
Tax						20%		281.87
Total								1,691.23

If a Client Report is produced while several lines are selected, it now shows the just those lines together with their Total Price.

A red warning message is now shown below the Report Totals when the listing includes both Group Titles and Group Components, explaining that meaningful Report Totals can not be calculated.

Codes can now be applied to selected lines in the Estimating, Purchasing, Invoicing, Search and Codes Reports. There's no need to return to the Project Grids. Just click the Select Codes button at the bottom of the Report page or use the Shift+Cmd+C (EstiMac) or Shift+Ctrl+C (EstiPC) Keyboard Shortcut.

To avoid errors and confusion, a 10 minute timeout has been applied to Supplier selections and the other Report Options. If you return to a Report after more than 10 minutes then All Suppliers, and the default Report Options, are restored.

The Optional Columns popup box is now shown if you click on the Report column headers. You don't need to return to the Project Grids.

The Total Budget Cost and Total Guide Price variations are now shown line-by-line in Reports and Project Grids, in red for **Over** and green for **Under**.

Clearer Supplier Charge Features

The presentation of Supplier Charges is now clearer in the Purchase Orders and Charges Report.

Purchase	Qty	Description For Client	Details For Office	Charges	Total Charges	Total Cost	Closed
→ 888 ADAM	1	Console Table	Rectangular Console Table, Base to be weathered iron	28/06 Inv 925.00	925.00 Due 925.00	1,850.00	<input type="checkbox"/>
→ 890 CAMP	6	Bar Stools	Liszt Barstool Code: F-4150 Width: 46cm Depth: 53cm	27/06 Pro 4,301.49	4,301.49 Due 4,301.49	8,602.98	<input type="checkbox"/>
→ 890 CAMP	9	Fabric	Mardi Gras NCF4240-01 RRP £216.66 inc VAT RRP £180.55 ex VAT Trade Discount 40%	27/06 Pro 487.48	487.48 Due 487.49	974.97	<input type="checkbox"/>
→ 991 MISC	1	Antique Vase	Porcelain Sale Lot 156 - Blue Antique Vase	10/07 Inv 1,000.00	1,000.00	1,000.00	<input checked="" type="checkbox"/>
→ 891 WHET	1	Dining Table	Kiln dried burr oak table top - Finish hard wax oil - 3200mm long by 1100mm	28/06 Inv 1,250.00	1,250.00 Due 2,500.00	3,750.00	<input type="checkbox"/>

The Total Charges recorded so far are presented, together with an amount still **Due** (shown in orange) or an amount **Over** charged (shown in red), as appropriate. Once the Total Charges for a line match the Total Cost, the figure is shown in green. This gives a simpler view of what's been charged so far and what's still to come.

Improved PDF Documents

The standard PDF generation features of macOS and Windows 10 are now used by EstiMac and EstiPC. This results in the layout of PDFs matching the layouts of Previews and Prints more closely. It also allows many additional fonts to be used in PDFs.

Images positioned above or below descriptive text are now automatically restricted to the available space to avoid document layout problems. If no Image Width is specified, 100% of the available space is used.




Grid Titles are now shown across the page in Client Reports, as they are in Client Estimates, rather than in a left side column. This results in a better layout for these documents.

Snug Area	
Upholstery	
Seat Cushion for banquette between bookshelves	TBA
6.5 metres Blue/Grey Fabric for banquette @ £250.00 per metre	£1,625.00
3 Faux Fur scatter cushions	TBA
1.5 metres Faux Fur for front @ £130.00 per metre	£195.00
1.5 metres Blue wool for back @ £68.05 per metre	£102.07
2 No. 60cm x 60cm Plaid scatter cushions	TBA
1.5 metres Plaid fabric for front of cushions @ £80.83 per metre	£121.25
2 metres Camel wool for back of cushions @ £31.67 per metre	£63.34
Delivery	£12.25
Lighting	
2 x Wall Lights for above banquette in snug area @ £249.17 each	£498.34
Delivery	£20.00

If layout problems do occur, error messages are shown to indicate the longest text and / or widest image that may be causing the problem.

Total Budget Cost and Total Guide Price variations are now shown line-by-line in Office Worksheets and Office Reports.

Office Worksheets and Office Reports now use a blue header background, grey grid lines, and coloured icon markers for Hidden and Visible Groups, Incomplete, Nil and Adjustment lines.

OFFICE REPORT 50 Bywater Street										123/BS 25 July 2017	
Grid	Ref Qty	Description For Client	Details For Office	Codes	Purchase	Unit Cost	Total Cost	Markup	Unit Price	Total Price	Inv
Hall		Furniture									
Hall	1	Console Table with stone top and iron base	 Rectangular Console Table, TO4 170x45x78cm Base to be weathered iron, top blue stone	FN	888 ADAM 29/09/17	£1,850.00	£1,850.00	30%	£2,405.00	£2,405.00	100%
Hall	1	Delivery		DEL	888 ADAM 29/09/17	£150.00	£150.00		£150.00	£150.00	100%
Hall	1	Panel Mirror above console - to discuss with client	 Panel Mirror with Antiqued Mirror Glass (size of mirror and panels to be confirmed). Retail £2,000 inc VAT Trade £1,500 ex VAT. ?	ACC	LGOB						
Hall		OR:									
Hall	1	Border Panel Mirror above console - to discuss with client	 Border Panel Mirror with Antiqued Mirror Glass. Retail £1,800 inc VAT Trade £1,200 ex VAT. ?	ACC	LGOB						

Office Document Options now enable the Cost, Price, Budget and Guide columns to be excluded. A Small Text option is now available allowing more content to be included in the Office Documents.

Terms and Conditions PDFs, created in other software, can now be appended to EstiMac and EstiPC PDFs.

Improved Emailing with Signatures and Fonts

Message Signatures and Fonts set up in Apple Mail or Microsoft Outlook are now included in all EstiMac and EstiPC Emails.

Faster User Interface with Action Keyboard Shortcuts

A new Actions menu has been added, with matching Keyboard Shortcuts, that allows you to quickly...

	EstiMac Shortcut	EstiPC Shortcut
• Select Codes	Shift+Cmd+C	Shift+Ctrl+C
• Select Suppliers	Shift+Cmd+S	Shift+Ctrl+S
• Add To New Order	Shift+Cmd+O	Shift+Ctrl+O
• Add To Open Order	Alt+Shift+Cmd+O	Alt+Shift+Ctrl+O
• Purchase Without Order	Shift+Cmd+W	Shift+Ctrl+W
• Add To New Invoice	Shift+Cmd+I	Shift+Ctrl+I
• Add To Open Invoice	Alt+Shift+Cmd+I	Alt+Shift+Ctrl+I

These Keyboard Shortcuts work from Project Grids and Reports.

Grid line selection using the Shift+Up and Shift+Down keys is now possible. Shift+Enter now selects the current grid line. PageUp, PageDown, Home and End keys are now handled, including grid line selection when Shift key is held down.

Improved Project Templates

There's now an option to Export a New Project Template for use by all your colleagues sharing projects. This means changes made to Templates don't need to be repeated on each computer.

You can still choose a personal New Project Template, with your own contact details, if you prefer.

Simpler Installation with Automatic Registration

Please select an option...

- Start a Free Trial
I want to use the software for free for one month to evaluate its features and check that it meets my requirements.
- Transfer a Licence
I want to transfer an existing licence from another computer to this one.
If you know the Computer ID of the existing licence please enter it in the additional information box below.
- Add an Extra Licence
My company already has other licences. I want to add an extra licence for this computer.
- Register for a Student Licence
I want to use the software for the duration of my course at a recognised interior design school or college.
Please state your college and course name in the additional information box below.
- Other

Please enter any additional information...

Your Licence Access Codes can now be automatically updated over the internet when the licence has been renewed. So you no longer need to enter these codes manually.

Initial temporary registration is now handled automatically when you install EstiMac or EstiPC on a new computer for the first time. You no longer need to contact us for an Access Code. This simplifies setting up Free Trial Licences, transferring the software to a new computer or adding an additional licence.

Shared Projects and Data Folders set up by your colleagues, or on your other computers, are now selected automatically when you install the software on an additional computer.

If you use Dropbox or Google Drive, these folders are now used for your Projects and Data folders. This simplifies backup and file sharing.

Improved Read Only Project Selection (added in version 3.09a)

File	Edit	Format	Actions
New			⌘N
Open...			⌘O
Open Recent			▶
Open Order...			
Open Invoice...			
Open Read Only			▶
Open Example			
Close			⌘W
Save			⌘S
Save As...			

If a project is already open on a different computer, an option to open it in Read Only mode is now presented.

All projects can now be opened in Read Only mode from the Recent Projects list or via the Open Order or Open Invoice menus.

Improved Reliability

EstiMac and EstiPC now use the latest software components and development systems from Apple and Microsoft respectively. This minimises the chances of reliability problems, particularly conflicts with other software.

Diagnostic and logging features have improved to help identify any problems that do occur.

Files used to lock projects and store information are now hidden to avoid accidental deletion by users.

Updated Data and Example Project

The Suppliers and Codes Data has been updated.

The Example Project has been improved to demonstrate many of the new features of the software.

Other Changes

For a full list of new features, improvements and fixes, please have a look at...

- EstiMac : www.estimac.com/features/history.php
- EstiPC : www.estipc.com/features/history.php

Getting More Help

Please see our Quick Start Guides...

- [Estimating, Specifying And Reporting](#)
- [Purchasing](#)
- [Client Invoicing](#)

For additional detailed Guides on specific topics, click the links on the right side after each section or see the web pages...

- [EstiMac Guides](#)
- [EstiPC Guides](#)

Alternatively, email us at...

- support@estimac.com
- support@estipc.com